Contents

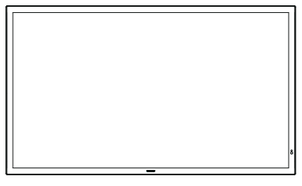

LCD Display

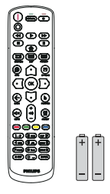

Remote Control
and AAA Batteries



Quick Start Guide



Power Cord

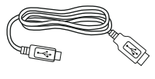

Touch USB

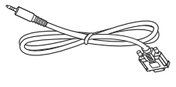

RS232 Cable

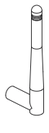

Dipole Antenna
x2PCS



AC Switch
Cover

Philips Logo
Plate

* Differences according to regions.
Display design and accessories may differ from those illustrated above.



1 Unboxing



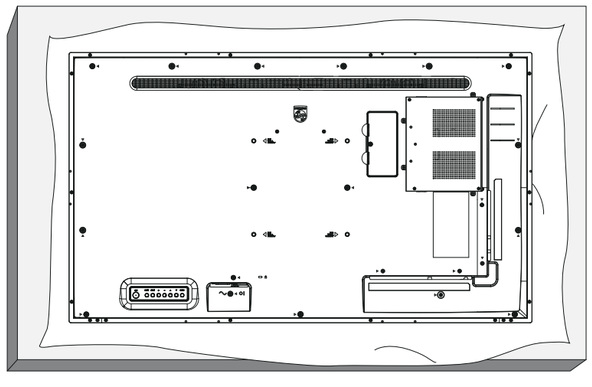

2 Control Panel

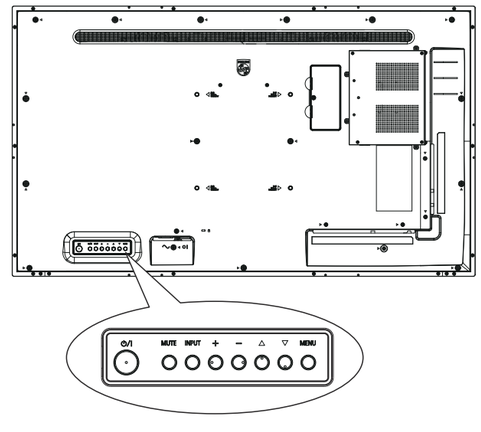

3 Input/Output Terminals

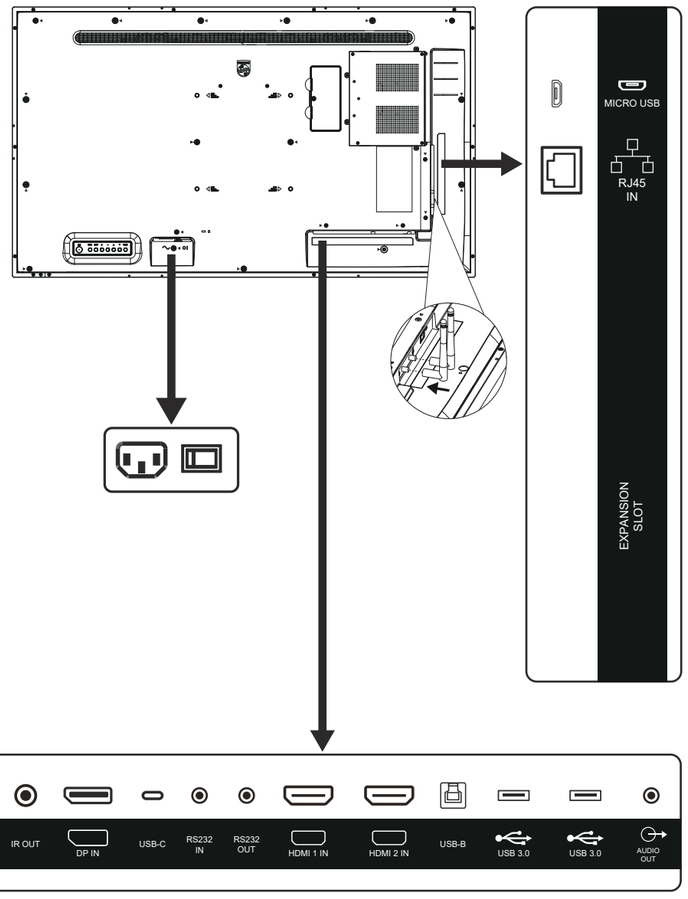

4 Connection

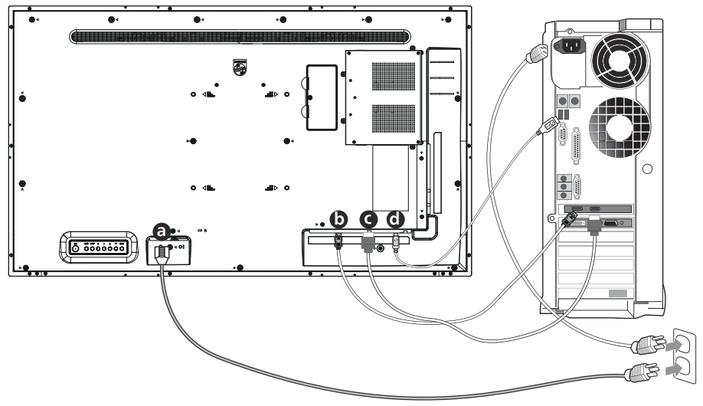

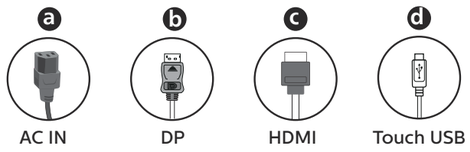

AC IN DP HDMI Touch USB

5 Installation

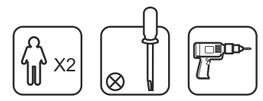

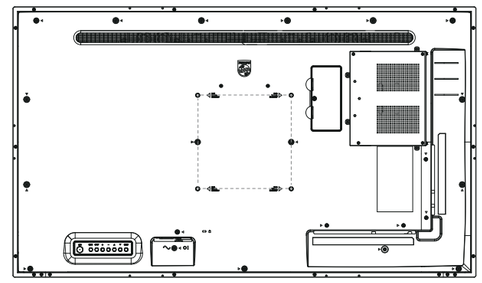



M6 * (10+X) mm
(X=Thickness of Wall Mount BKT)
43BDL3751T: 200mm x 200mm

6 Mounting in Portrait Orientation

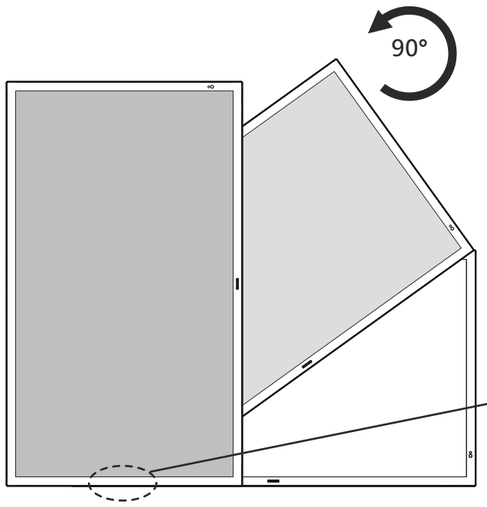

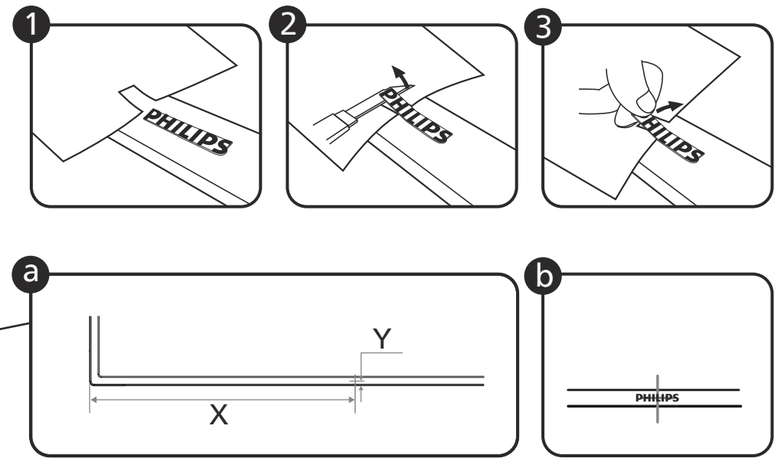

43BDL3751T: X=289.1 mm Y=12.9 mm

PHILIPS

Interactive Display

3000 Series

43BDL3751T

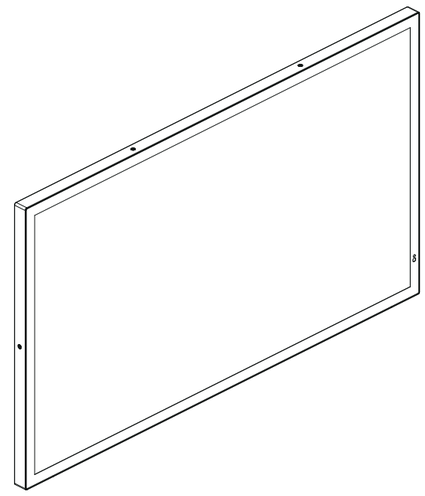

Quick Start

For more information, please visit:
https://www.philips.com/ppds

PHILIPS

Version: V1.00 2024-11-19

TPV USA Corp
6525 Carnegie Blvd #200
Charlotte, NC 28211
USA

2024 © TOP Victory Investments Ltd. All rights reserved.

This product has been manufactured by and is sold under the responsibility of Top Victory Investments Ltd., and Top Victory Investments Ltd. is the warrantor in relation to this product. Philips and the Philips Shield Emblem are registered trademarks of Koninklijke Philips N.V. and are used under license.

Specifications are subject to change without notice.

Q41G43M181354B